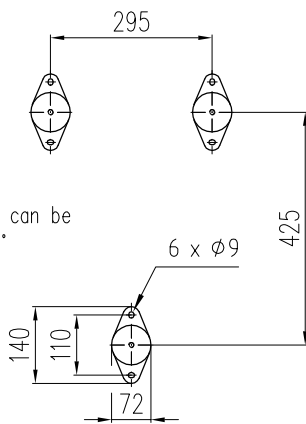
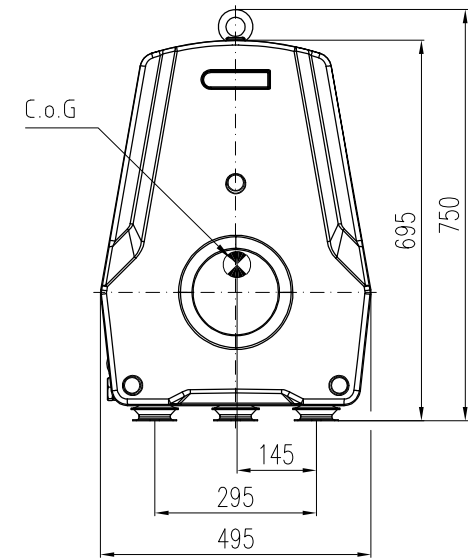
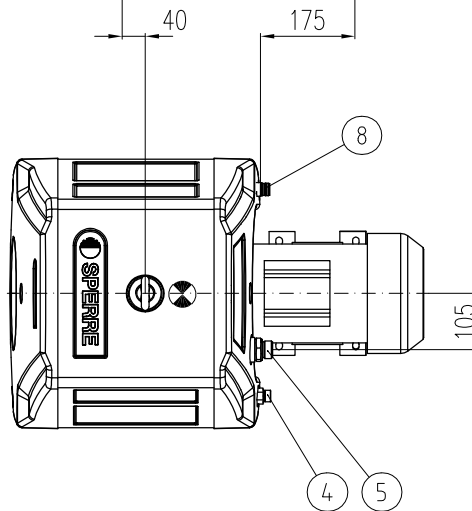
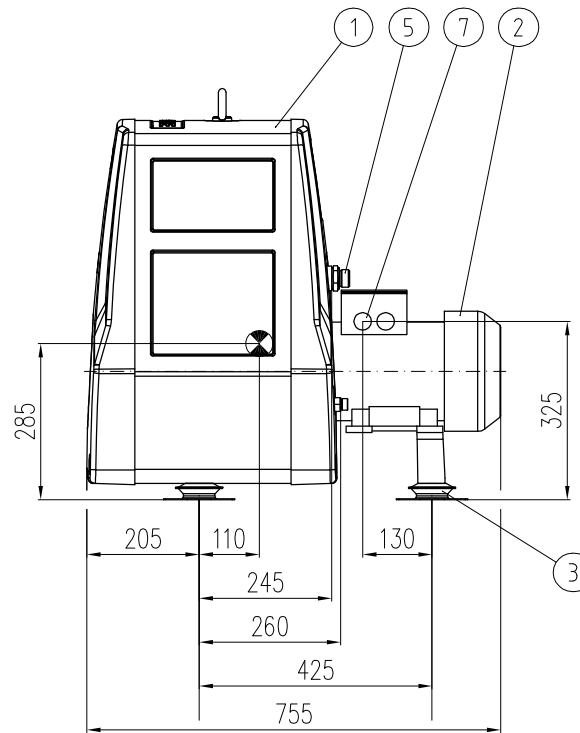


Footprint



Note:  
All dampers can be rotated 360°



Maintenance space all sides of compressor: Approx. 600 mm

Pos	Qty	Description	Remarks
8	1	Plug & Go connection	
7	1	Cable entry	
6	1	Lifting point	
5	1	Air outlet H.P.	3/4" BSP
4	1	Valve, H.P. drain	1/2" BSP
3	3	Vibration dampers	
2	1	Electrical motor	
1	1	Air Compressor	XA008

Cad system:		Scale:	Format:	Rev.index	GENERAL ARRANGEMENT	
AutoCad		1:10	A3	No.   Date	Air-Cooled Air Compressor	
Drawn		25.11.09	RD		XA008	
Approved						
 Sperre Industri AS N-6057 Ellingsøy, Norway				Former dwg.:	Drawing no.	Revision
				New dwg.:	GXA008	

This drawing is the property of Sperre Industri AS  
 and can not be made public, copied or  
 otherwise used without our written consent.