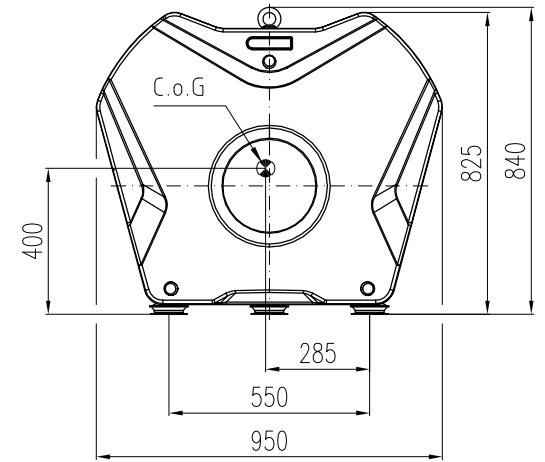
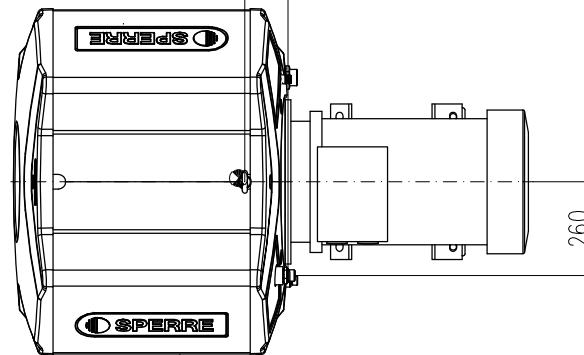
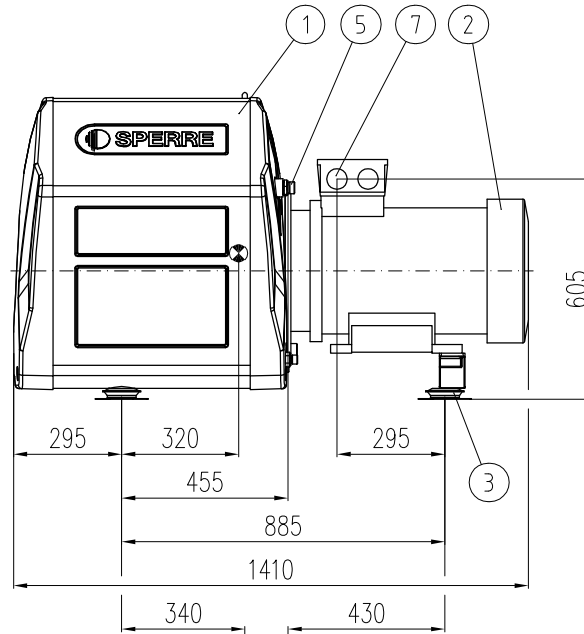
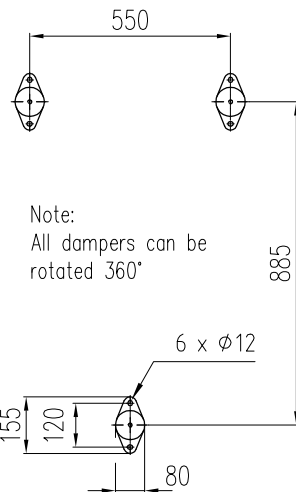


Footprint



Maintenance space all sides of compressor: Approx. 600 mm

Pos	Qty	Description	Remarks
10	1	Cooling water outlet	1" BSP
9	1	Cooling water inlet	1" BSP w/90 degrees elbow
8	1	Plug & Go connection	
7	1	Cable entry	
6	1	Lifting point	
5	1	Air outlet H.P.	1" BSP
4	1	Valve, H.P. drain	3/4" BSP
3	3	Vibration dampers	
2	1	Electrical motor	
1	1	Air Compressor	XW150

Cat system:		Scale:	Format:	Rev.index	GENERAL ARRANGEMENT Water-Cooled Air Compressor XW150
AutoCad	1:15	A3	No. Date		
Drawn	25.11.09	RD			Former dwg.: New dwg.:
Approved					
 Sperre Industri AS N-6057 Ellingsøy, Norway					Revision

This drawing is the property of Sperre Industri AS
 and may not be reproduced, copied or
 otherwise used without our written consent.