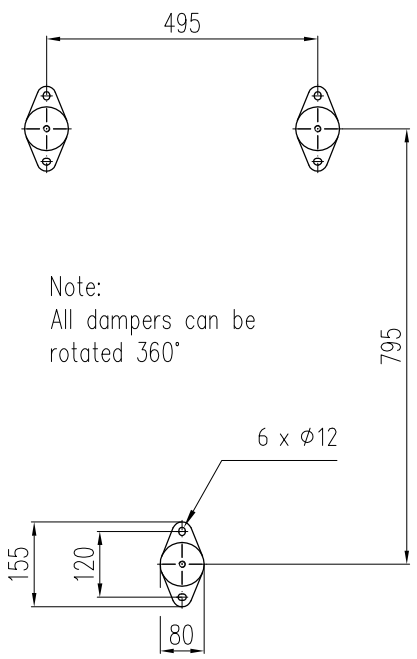
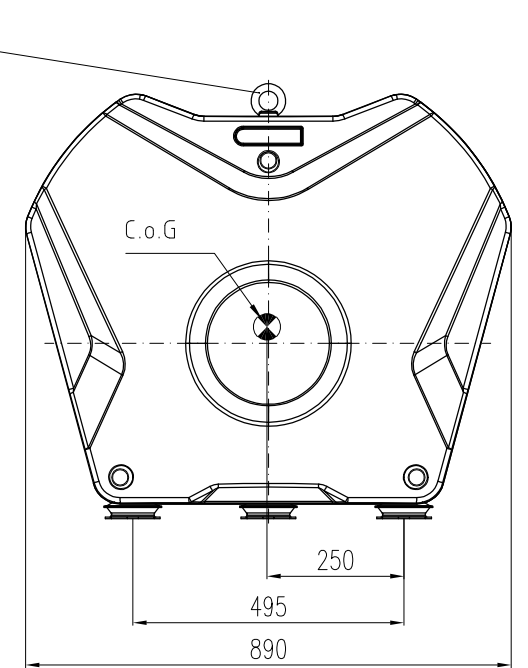
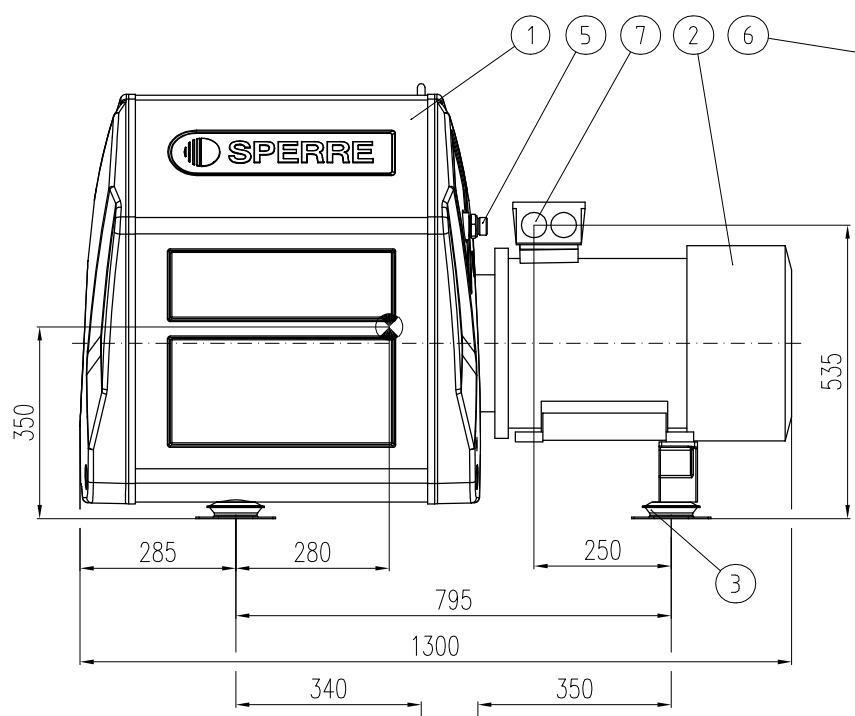
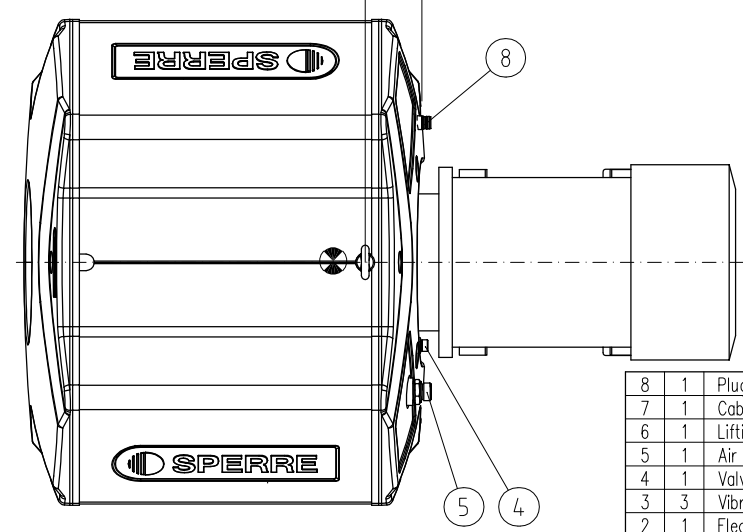


Footprint



Note:  
All dampers can be  
rotated 360°



Maintenance space all sides of compressor: Approx. 600 mm

8	1	Plug & Go connection	
7	1	Cable entry	
6	1	Lifting point	
5	1	Air outlet H.P.	1" BSP
4	1	Valve, H.P. drain	1/2" BSP w/90 degrees elbow
3	3	Vibration dampers	
2	1	Electrical motor	
1	1	Air Compressor	XA060
Pos	Qty	Description	Remarks

Cad system: <b>AutoCad</b>	Scale: 1:10	Format: A3	Rev.index No. Date	<b>GENERAL ARRANGEMENT</b> Air-Cooled Air Compressor XA060
Drawn 24.11.09	RD			
Approved				
<b>SPERRE</b> Sperre Industri AS N-6057 Ellingsøy, Norway			Former dwg.: New dwg.:	Drawing no. <b>GXA060</b>

This drawing is the property of Sperre Industri AS  
 and can not be made public, copied or  
 otherwise used without our written consent.